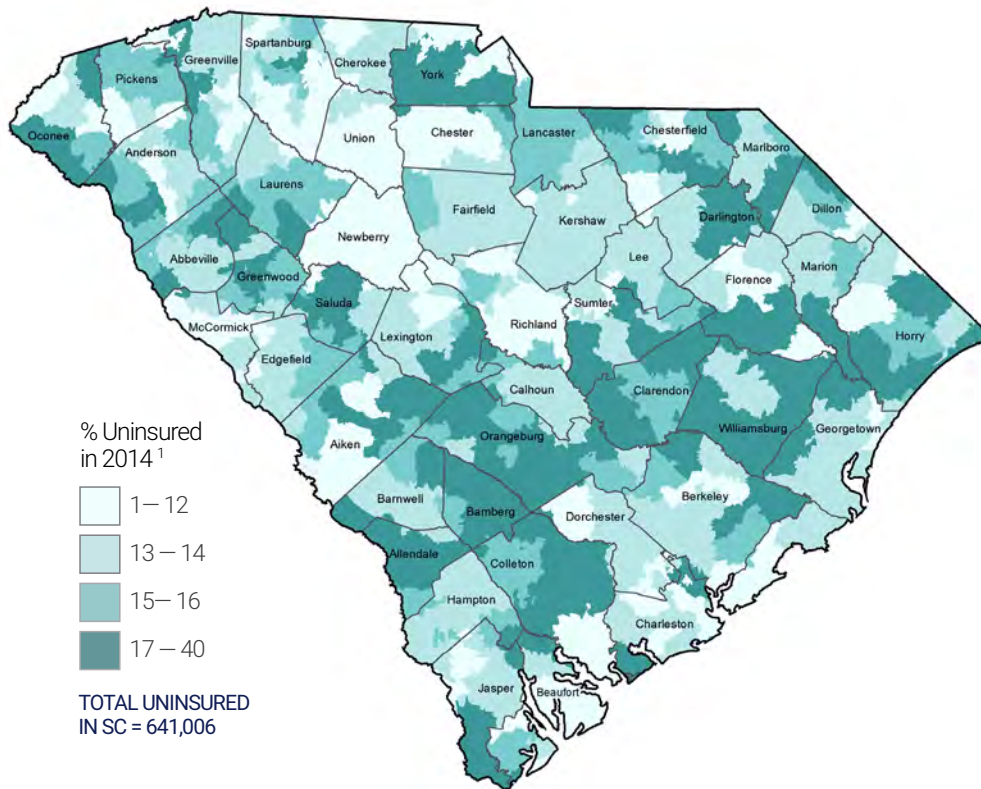


TOTAL Uninsured in South Carolina



In 2014, **3** of every **5** uninsured South Carolinians lived in or near poverty.²


IMPROVEMENT WAS SEEN BETWEEN 2010 & 2014

RATE OF UNINSURANCE IN SC: 2010
17.4%

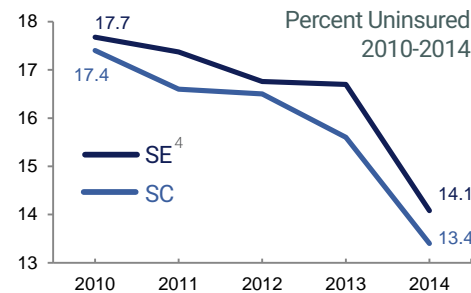


RATE OF UNINSURANCE IN SC: 2014
13.4%

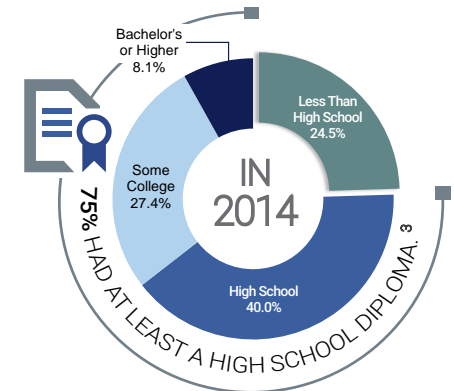
MORE THAN 150,000



THE DECLINE IN THE NUMBER OF UNINSURED SOUTH CAROLINIANS



Compared to the Southeast Region, SC saw a greater decline in percent uninsured between 2010 and 2014.



In 2014, 70% were **EMPLOYED**³

Full-time: 47% Part-time: 23% Not: 30%

THIRTEEN %

of all SC uninsured in 2014 were **non-citizens**.



SOURCE: ACS 1-Year Public Use Microdata Sample (PUMS) files, 2010-2014

NOTES:

- 1 Map depicts uninsurance rates in 2014 at the ZIP Code Tabulation Area (ZCTA) level.
- 2 138% of the Federal Poverty Level (FPL)
- 3 Measures represent non-institutionalized persons only. Work status and educational attainment characteristics represent persons 18 years and over.
- 4 For comparison purposes, the Southeast region is defined as AL, FL, GA, MS, NC, TN, and VA.

Developed by the Division of Medicaid Policy Research at the USC Institute for Families in Society under contract to the SC Department of Health and Human Services

June 2016



Check shealthviz.org this fall for more information to come about South Carolina's uninsured.