

**SOUTH CAROLINA'S HEALTHY OUTCOMES PLAN (HOP)**

# Improving Health Care Access for the Uninsured Through Community Partnerships<sup>1</sup>

SC HOP<sup>3</sup> gives hospitals incentives to partner with other community organizations and health care providers to coordinate care for those who are chronically ill, uninsured, and who frequently use emergency department (ED) services.

A HIGH UTILIZER HAS **5+** ED VISITS

If a SC hospital has an ED, it is part of a HOP local partnership.



## HOW THEY DO WHAT THEY DO: TOOLS USED BY THE HOPs

**Home icon:** **Patient Medical Home:** Built on a comprehensive exam and care plan and overseen by a consistent and familiar provider


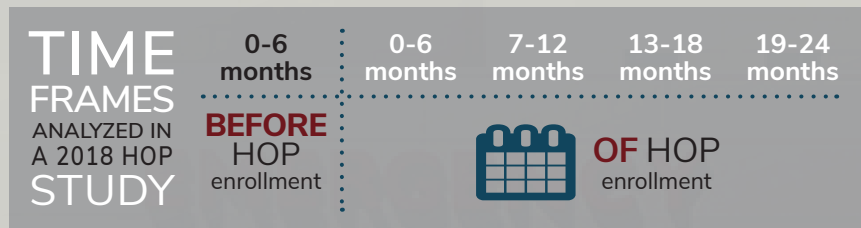
**Arrow icon:** **Patient Activation Measure® (PAM):** Measures a person's knowledge, skill, and confidence in managing his or her own health and healthcare

**Tree icon:** **Social Determinants Assessment & Intervention:** Looks at factors in one's environment and circumstances that can impact health and wellness

**Document icon:** **Global Appraisal of Individual Needs-Short Screener (GAIN-SS):** Used to identify possible behavioral and substance use conditions

**Person icon:** **Clinical and Economic Evaluation:** Provides hospital-specific ED and inpatient data used to track HOP performance

**Group icon:** **Wilder Collaboration Index:** Completed as a survey by HOP partners, its results help them assess various aspects of their collaboration



## KEY FINDINGS STATISTICALLY SIGNIFICANT REDUCTIONS:

ED Visits & Inpatient Stays (Overall & Preventable)

ED & Inpatient Procedures

ED & Inpatient Costs

The total annual savings from fewer ED visits and inpatient stays for this 24-month cohort would be approximately

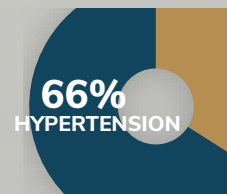
**\$31 MILLION.**



## THOSE IN THE STUDY

Number of HOP Participants = 8,109

Mean Age	%				
	FEMALE	MALE	WHITE	BLACK	OTHER/ UNKNOWN
45	56	44	48	47	5



- NOTES**
1. For a more comprehensive report of the study findings, please see [shealthviz.sc.edu/hop-information-products/poster](http://shealthviz.sc.edu/hop-information-products/poster).
  2. For more information about the SC Healthy Outcomes Plan, please visit the SC Department of Health and Human Services at [scdhs.gov](http://scdhs.gov).
  3. Mean visits per 100 participants per month

4. Mean ED cost per participant per month
5. Mean inpatient stays per 100 participants per month
6. Mean inpatient costs per participant per month

The HOP program evaluation was conducted under contract to the SC Department of Health and Human Services.  
© 2019. The University of South Carolina, Institute for Families in Society. All Rights Reserved.

For proper citation of this work, please see: [shealthviz.sc.edu/hop-information-products/poster](http://shealthviz.sc.edu/hop-information-products/poster).



## ED Visits<sup>3</sup>

BEFORE HOP: **29** | 19-24 Months AFTER: **18**

## ED Costs<sup>4</sup>

BEFORE HOP: **\$195** | 19-24 Months AFTER: **\$133**

## Inpatient Stays<sup>5</sup>

BEFORE HOP: **4.2** | 19-24 Months AFTER: **2.4**

## Inpatient Costs<sup>6</sup>

BEFORE HOP: **\$635** | 19-24 Months AFTER: **\$375**