

SNAP-Ed Summary: Berkeley County

FFY2024



Total Sites

79 >>> 6
FFY2023 FFY2024

Source: SNAP-Ed Pears.org, FFY2023 & FFY2024.

Direct Education (DE) Series

4 >>> 3
FFY2023 FFY2024

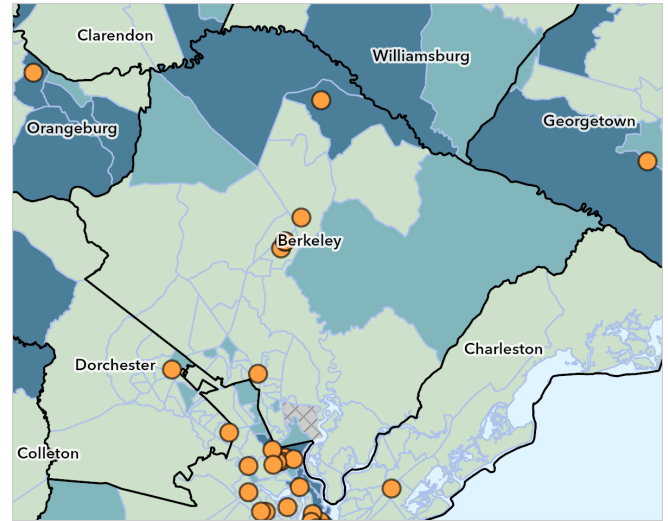
Source: SNAP-Ed Pears.org, FFY2023 & FFY2024.

Policy, Systems, and Environmental (PSE) Change Interventions Strategies


2 >>> 6
FFY2023 FFY2024

Source: SNAP-Ed Pears.org, FFY2023 & FFY2024.

Basemap: % of Population Living Below 185% FPL



Legend:



24.9 8.9 23.1

% Black (Non-Hispanic)

% Hispanic

% Living Below 185% Federal Poverty Level (FPL)

12.4

3.7

18.2

% of Households with a Broadband Internet Subscription

% of Households without Access to a Vehicle

% of Population (Ages 64 and younger) with Medicaid

8.5

9.0

% of the Population Who Lack Adequate Access to Food

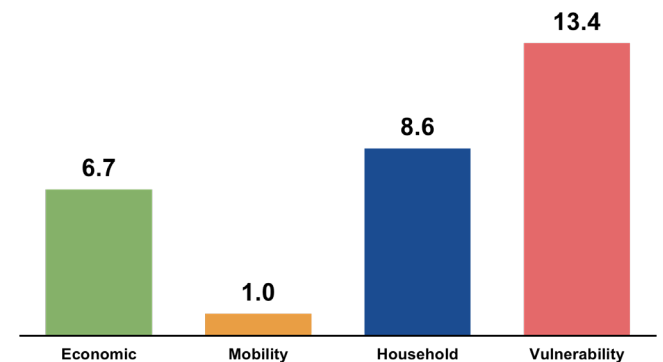
% of the Population Who Are Low-Income and Do Not Live Close to a Grocery Store

Socioeconomic Profile

Source: American Community Survey (ACS) 5YR Estimates, 2023.

Food Insecurity Risk Index

Max. Domain Score = 25



Score: 29.8 Rank: 40 / 46

Visit: shealthviz.sc.edu/snap-ed

SNAP-Ed Summary: Berkeley County

FFY2024



Direct Education (DE) Series

MyPlate: **None**
 Cooking Matters at the Store: **3**
 Cooking Matters for Adults: **None**
 Coordinated Approach to Child Health (CATCH): **None**
 Walk with Ease: **None**
 Cooking Matters - Other: **None**
 Tiny Taste: **None**
 It's Your Health Take Charge (IYHTC): **None**
 Cooking Matters for Kids: **None**
 Cooking Matters for Teens: **None**

Health Matters: **None**
 Cooking Matters for Parents: **None**
 Kids in the Kitchen: **None**
 Cooking Matters POP-UP: **None**
 Cooking Matters for Families: **None**

Policy, Systems, and Environmental (PSE) Change Interventions Strategies

| | | | |
|---------------------|---------------------|---------------------|---------------------|
| PSE_1: None | PSE_17: None | PSE_33: None | PSE_49: None |
| PSE_2: 2 | PSE_18: None | PSE_34: None | PSE_50: None |
| PSE_3: 2 | PSE_19: None | PSE_35: None | PSE_51: None |
| PSE_4: None | PSE_20: None | PSE_36: None | PSE_52: None |
| PSE_5: None | PSE_21: None | PSE_37: None | PSE_53: None |
| PSE_6: None | PSE_22: None | PSE_38: None | PSE_54: None |
| PSE_7: None | PSE_23: None | PSE_39: None | PSE_55: None |
| PSE_8: None | PSE_24: None | PSE_40: None | PSE_56: None |
| PSE_9: 1 | PSE_25: None | PSE_41: None | PSE_57: None |
| PSE_10: None | PSE_26: None | PSE_42: None | PSE_58: None |
| PSE_11: None | PSE_27: None | PSE_43: None | PSE_59: None |
| PSE_12: 1 | PSE_28: None | PSE_44: None | PSE_60: None |
| PSE_13: None | PSE_29: None | PSE_45: None | PSE_61: None |
| PSE_14: None | PSE_30: None | PSE_46: None | PSE_62: None |
| PSE_15: None | PSE_31: None | PSE_47: None | |
| PSE_16: None | PSE_32: None | PSE_48: None | |

| Header | Definition |
|--------|---------------------------------------------------------------------------------------------------------------------------------------------------------------------------------------------------------------|
| PSE 1 | Initiation, improvement, expansion, reinvigoration or maintenance of edible gardens |
| PSE 2 | Ongoing, point-of-decision prompts to make a healthy eating behavior choice (could include signage, taste tests, and other interactive displays) |
| PSE 3 | Clients have the opportunity to choose at least some foods they would like to take from food pantries, food banks, or soup kitchens (i.e. a client-choice model) |
| PSE 4 | New food bank, food pantry, or emergency food distribution site |
| PSE 5 | Opportunities for parents/students/community to access fruits and vegetables from the garden |
| PSE 6 | Opportunities for parents/students/community to work in the garden |
| PSE 7 | Use of the garden for nutrition education |
| PSE 8 | Mechanism for distributing seedlings and/or other materials to families or communities for home gardening |
| PSE 9 | Increased space/amount/variety of healthy options (includes shelf space, number of booths, options on menus) |
| PSE 10 | New healthy retail outlet |
| PSE 11 | Onsite garden produce for meals/snacks provided onsite |
| PSE 12 | Storage for fresh produce and other perishable foods |
| PSE 13 | Food system transportation options (to increase food access opportunities) |
| PSE 14 | Mechanism for distributing produce to families or communities (e.g. gardens, or farmer's markets) |
| PSE 15 | Use of a clinical screening tool for food insecurity and/or a referral system to nutrition or healthy food access resources (e.g. direct education, food bag, resource list, produce prescription, etc.) |
| PSE 16 | Novel distribution systems to reach high-risk populations, such as home delivery for the elderly, backpack programs, etc. |
| PSE 17 | Physical activity facilities, equipment, structures, or outdoor space |
| PSE 18 | Appeal, layout or display of meal food/beverages to encourage healthy and discourage unhealthy selections |
| PSE 19 | Appeal, layout or display of snack or competitive foods to encourage healthier selections |
| PSE 20 | Menus/recipes (variety, quality, etc.) |
| PSE 21 | Ongoing, point-of-decision prompts to make physical activity choices (could include signage and other interactive educational displays to prompt physical activity such as walking, stairs, or bicycle paths) |
| PSE 22 | Farm-to-table/use of fresh or local produce |
| PSE 23 | Opportunities for unstructured physical activity time/free play |
| PSE 24 | Professional development opportunities on nutrition (e.g. nutrition standards, gardening, breastfeeding, etc.) |
| PSE 25 | Facility shared use agreement for physical activity |
| PSE 26 | Food programs (CACFP, TEFAP, summer meals, emergency food, NSLBP, etc.) including improvements in referral and enrollment procedures |
| PSE 27 | Healthy check out areas |
| PSE 28 | Improvements in hours of operation for food distribution site, food bank, retail, cafeteria, etc. to improve convenience of/access to healthy food |
| PSE 29 | Integrate culturally relevant, healthy, traditional foods at food service or distribution sites |
| PSE 30 | Kitchen/food preparation facilities that allow for healthier or more appealing options or nutrition education (e.g. refrigeration, appliances that allow for scratch cooking or cooking classes, etc.) |
| PSE 31 | Policy related to edible gardens |
| PSE 32 | Acceptance and use of SNAP/EBT/WIC |
| PSE 33 | Collection or gleaning of excess healthy foods for distribution to clients, needy individuals, or charitable organizations |
| PSE 34 | Healthy beverage options |
| PSE 35 | Healthy food/beverage defaults (whole wheat bread, salad, or fruit instead of fries, water instead of soda, etc.) |
| PSE 36 | Incorporated physical activity/reduced sitting during usual, on-going site activities and functions |
| PSE 37 | Opportunities for structured physical activity |
| PSE 38 | Partners adopt or improve use of a system to monitor implementation of physical activity policies |
| PSE 39 | Physical activities to incorporate more culturally relevant practices |
| PSE 40 | Policy that encourages the establishment of new healthy retail outlets |
| PSE 41 | Use of standardized, healthy recipes |
| PSE 42 | Access to exercise or recreation facilities |
| PSE 43 | Access to physical activity facilities for after-hours recreation or shared use |
| PSE 44 | Food purchasing/donation specifications or vendor agreements towards healthier food(s)/beverages |
| PSE 45 | Food safety practices |
| PSE 46 | Free water access, taste, quality, smell, or temperature |
| PSE 47 | Incorporation of physical activity into the school day or during classroom-based instruction (not recess/free play or PE) |
| PSE 48 | Quality of structured physical activity (non-PE) (e.g. activities that increase time moving, evidence-based interventions, etc.) |
| PSE 49 | Access or safety of walking or bicycling paths |
| PSE 50 | Addition of bike racks/storage |
| PSE 51 | Cafeteria/dining/serving areas or facilities |
| PSE 52 | Food system/policy council |
| PSE 53 | Implementation of guidelines for healthier snack options |
| PSE 54 | New or improved standards for healthier eating across the organization |
| PSE 55 | Playground markings/stencils to encourage physical activity |
| PSE 56 | Policy for increasing or improving nutrition education or cooking activities |
| PSE 57 | Policy increasing healthy foods and beverages |
| PSE 58 | Policy that encourages the establishment of new food distribution sites, food banks, food pantries, etc. |
| PSE 59 | Policy to increase time spent doing physical activity |
| PSE 60 | Policy to provide incentive to increase time spent doing physical activity |
| PSE 61 | Price manipulation/coupons/discounts to encourage healthy food choices (including fruit & vegetable prescriptions with cost-offset) |
| PSE 62 | Zoning policy for food/beverage outlets (e.g. stores, community gardens, farmers markets, food distribution sites, etc.) |