

SNAP-Ed Summary: Allendale County

FFY2024



Total Sites

14 >>> 5
FFY2023 FFY2024

Source: SNAP-Ed Pears.org, FFY2023 & FFY2024.

Direct Education (DE) Series

7 >>> 9
FFY2023 FFY2024

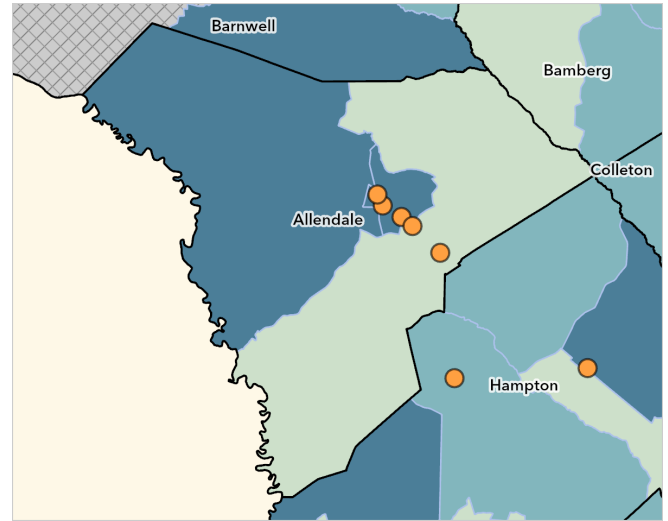
Source: SNAP-Ed Pears.org, FFY2023 & FFY2024.

Policy, Systems, and Environmental (PSE) Change Interventions Strategies


0 >>> 13
FFY2023 FFY2024

Source: SNAP-Ed Pears.org, FFY2023 & FFY2024.

Basemap: % of Population Living Below 185% FPL



Legend:



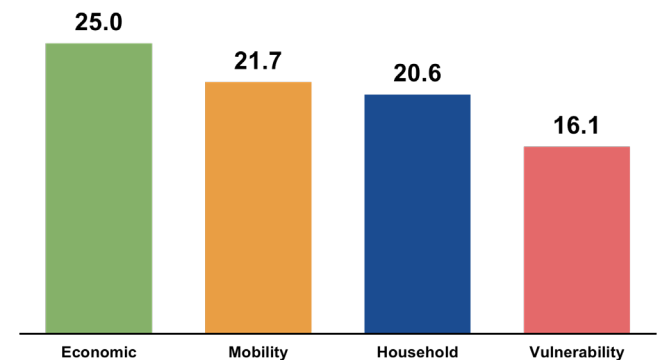
Socioeconomic Profile

65.5 % Black (Non-Hispanic)	10.3 % Hispanic	48.6 % Living Below 185% Federal Poverty Level (FPL)
29.4 % of Households with a Broadband Internet Subscription	16.5 % of Households without Access to a Vehicle	26.1 % of Population (Ages 64 and younger) with Medicaid
15.9 % of the Population Who Lack Adequate Access to Food	1.3 % of the Population Who Are Low-Income and Do Not Live Close to a Grocery Store	

Source: American Community Survey (ACS) 5YR Estimates, 2023.

Food Insecurity Risk Index

Max. Domain Score = 25



Score: 83.4 Rank: 1 / 46

Visit: shealthviz.sc.edu/snap-ed

SNAP-Ed Summary: Allendale County

FFY2024



Direct Education (DE) Series

MyPlate: **3**

Cooking Matters at the Store: **None**

Cooking Matters for Adults: **None**

Coordinated Approach to Child Health (CATCH): **4**

Walk with Ease: **None**

Cooking Matters - Other: **1**

Tiny Taste: **None**

It's Your Health Take Charge (IYHTC): **None**

Cooking Matters for Kids: **None**

Cooking Matters for Teens: **1**

Health Matters: **None**

Cooking Matters for Parents: **None**

Kids in the Kitchen: **None**

Cooking Matters POP-UP: **None**

Cooking Matters for Families: **None**

Policy, Systems, and Environmental (PSE) Change Interventions Strategies

PSE_1: **2**

PSE_17: **None**

PSE_33: **None**

PSE_49: **None**

PSE_2: **2**

PSE_18: **None**

PSE_34: **None**

PSE_50: **None**

PSE_3: **None**

PSE_19: **None**

PSE_35: **None**

PSE_51: **None**

PSE_4: **None**

PSE_20: **None**

PSE_36: **None**

PSE_52: **None**

PSE_5: **2**

PSE_21: **None**

PSE_37: **None**

PSE_53: **None**

PSE_6: **2**

PSE_22: **None**

PSE_38: **None**

PSE_54: **None**

PSE_7: **1**

PSE_23: **None**

PSE_39: **None**

PSE_55: **None**

PSE_8: **1**

PSE_24: **None**

PSE_40: **1**

PSE_56: **None**

PSE_9: **None**

PSE_25: **None**

PSE_41: **None**

PSE_57: **None**

PSE_10: **None**

PSE_26: **None**

PSE_42: **None**

PSE_58: **None**

PSE_11: **None**

PSE_27: **None**

PSE_43: **None**

PSE_59: **None**

PSE_12: **None**

PSE_28: **None**

PSE_44: **None**

PSE_60: **None**

PSE_13: **1**

PSE_29: **None**

PSE_45: **None**

PSE_61: **None**

PSE_14: **None**

PSE_30: **None**

PSE_46: **None**

PSE_62: **None**

PSE_15: **None**

PSE_31: **1**

PSE_47: **None**

PSE_16: **None**

PSE_32: **None**

PSE_48: **None**

Header	Definition
PSE 1	Initiation, improvement, expansion, reinvigoration or maintenance of edible gardens
PSE 2	Ongoing, point-of-decision prompts to make a healthy eating behavior choice (could include signage, taste tests, and other interactive displays)
PSE 3	Clients have the opportunity to choose at least some foods they would like to take from food pantries, food banks, or soup kitchens (i.e. a client-choice model)
PSE 4	New food bank, food pantry, or emergency food distribution site
PSE 5	Opportunities for parents/students/community to access fruits and vegetables from the garden
PSE 6	Opportunities for parents/students/community to work in the garden
PSE 7	Use of the garden for nutrition education
PSE 8	Mechanism for distributing seedlings and/or other materials to families or communities for home gardening
PSE 9	Increased space/amount/variety of healthy options (includes shelf space, number of booths, options on menus)
PSE 10	New healthy retail outlet
PSE 11	Onsite garden produce for meals/snacks provided onsite
PSE 12	Storage for fresh produce and other perishable foods
PSE 13	Food system transportation options (to increase food access opportunities)
PSE 14	Mechanism for distributing produce to families or communities (e.g. gardens, or farmer's markets)
PSE 15	Use of a clinical screening tool for food insecurity and/or a referral system to nutrition or healthy food access resources (e.g. direct education, food bag, resource list, produce prescription, etc.)
PSE 16	Novel distribution systems to reach high-risk populations, such as home delivery for the elderly, backpack programs, etc.
PSE 17	Physical activity facilities, equipment, structures, or outdoor space
PSE 18	Appeal, layout or display of meal food/beverages to encourage healthy and discourage unhealthy selections
PSE 19	Appeal, layout or display of snack or competitive foods to encourage healthier selections
PSE 20	Menus/recipes (variety, quality, etc.)
PSE 21	Ongoing, point-of-decision prompts to make physical activity choices (could include signage and other interactive educational displays to prompt physical activity such as walking, stairs, or bicycle paths)
PSE 22	Farm-to-table/use of fresh or local produce
PSE 23	Opportunities for unstructured physical activity time/free play
PSE 24	Professional development opportunities on nutrition (e.g. nutrition standards, gardening, breastfeeding, etc.)
PSE 25	Facility shared use agreement for physical activity
PSE 26	Food programs (CACFP, TFAP, summer meals, emergency food, NSLBP, etc.) including improvements in referral and enrollment procedures
PSE 27	Healthy check out areas
PSE 28	Improvements in hours of operation for food distribution site, food bank, retail, cafeteria, etc. to improve convenience of/access to healthy food
PSE 29	Integrate culturally relevant, healthy, traditional foods at food service or distribution sites
PSE 30	Kitchen/food preparation facilities that allow for healthier or more appealing options or nutrition education (e.g. refrigeration, appliances that allow for scratch cooking or cooking classes, etc.)
PSE 31	Policy related to edible gardens
PSE 32	Acceptance and use of SNAP/EBT/WIC
PSE 33	Collection or gleaning of excess healthy foods for distribution to clients, needy individuals, or charitable organizations
PSE 34	Healthy beverage options
PSE 35	Healthy food/beverage defaults (whole wheat bread, salad, or fruit instead of fries, water instead of soda, etc.)
PSE 36	Incorporated physical activity/reduced sitting during usual, on-going site activities and functions
PSE 37	Opportunities for structured physical activity
PSE 38	Partners adopt or improve use of a system to monitor implementation of physical activity policies
PSE 39	Physical activities to incorporate more culturally relevant practices
PSE 40	Policy that encourages the establishment of new healthy retail outlets
PSE 41	Use of standardized, healthy recipes
PSE 42	Access to exercise or recreation facilities
PSE 43	Access to physical activity facilities for after-hours recreation or shared use
PSE 44	Food purchasing/donation specifications or vendor agreements towards healthier food(s)/beverages
PSE 45	Food safety practices
PSE 46	Free water access, taste, quality, smell, or temperature
PSE 47	Incorporation of physical activity into the school day or during classroom-based instruction (not recess/free play or PE)
PSE 48	Quality of structured physical activity (non-PE) (e.g. activities that increase time moving, evidence-based interventions, etc.)
PSE 49	Access or safety of walking or bicycling paths
PSE 50	Addition of bike racks/storage
PSE 51	Cafeteria/dining/serving areas or facilities
PSE 52	Food system/policy council
PSE 53	Implementation of guidelines for healthier snack options
PSE 54	New or improved standards for healthier eating across the organization
PSE 55	Playground markings/stencils to encourage physical activity
PSE 56	Policy for increasing or improving nutrition education or cooking activities
PSE 57	Policy increasing healthy foods and beverages
PSE 58	Policy that encourages the establishment of new food distribution sites, food banks, food pantries, etc.
PSE 59	Policy to increase time spent doing physical activity
PSE 60	Policy to provide incentive to increase time spent doing physical activity
PSE 61	Price manipulation/coupons/discounts to encourage healthy food choices (including fruit & vegetable prescriptions with cost-offset)
PSE 62	Zoning policy for food/beverage outlets (e.g. stores, community gardens, farmers markets, food distribution sites, etc.)