

Quick Facts About Medicaid Enrollment in South Carolina—2014

MEMBERS

Over **one million South Carolinians** enroll in Medicaid each year with the number of enrollees increasing on an annual basis.

There was a **4% increase in the number of members** from 2013 to 2014.

In 2014, there were approximately **45,000 more members** than there were in 2013 and **135,000 more members** than there were in 2012.

Nearly **one out of every four** South Carolina citizens is enrolled in Medicaid.

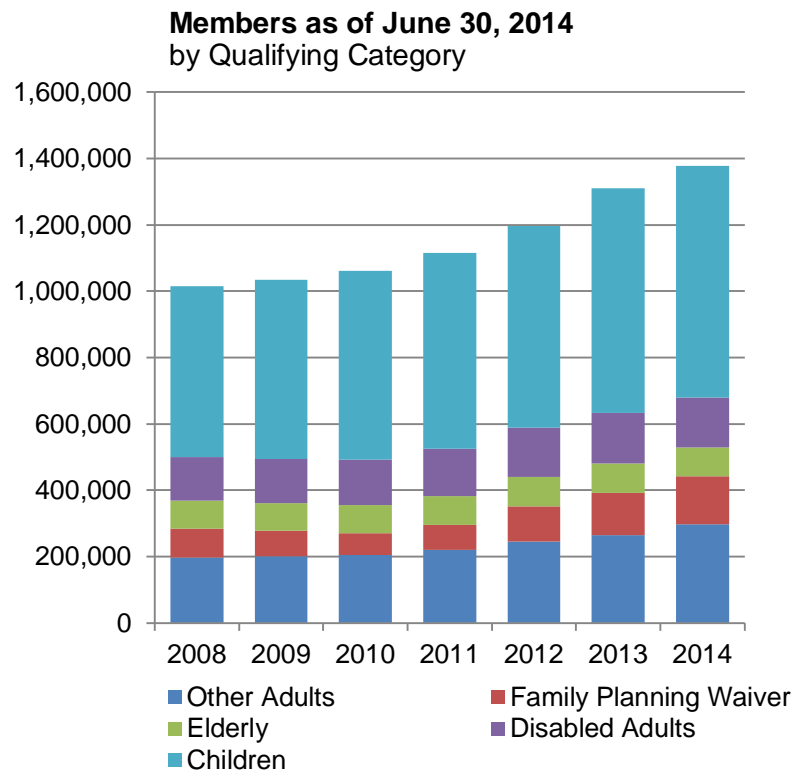
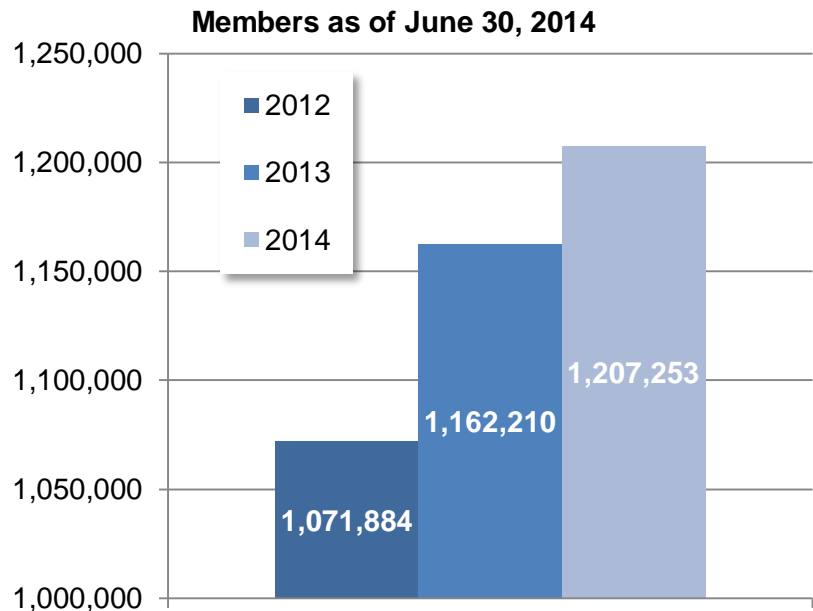
More than **1.2 million South Carolinians** were covered by Medicaid at some point during 2014.

Medicaid covers **6 out of every 10 SC children**, and 57% of SC Medicaid recipients are children.

Over 135,000 additional South Carolinians have enrolled in Medicaid since 2012, an **increase of nearly 13%**. Of these, 64% were children ages 0-18, and 36% were adults ages 19-64.

The largest qualifying category in 2014 was “Children” (51%) followed by “Other Adults” (22%), “Family Planning Waiver” and “Disabled Adults” (both 11%), and “Elderly” (6%).

The current budget projections are that there will be **nearly 14,000,000 member months in 2015**, with the greatest increase of membership represented by “Children” and “Other Adults.”



From 2013 to 2014, Medicaid enrollment **increased for 31 counties** in the state, ranging from 7 additional members in McCormick County to 4,837 additional members in Greenville County.

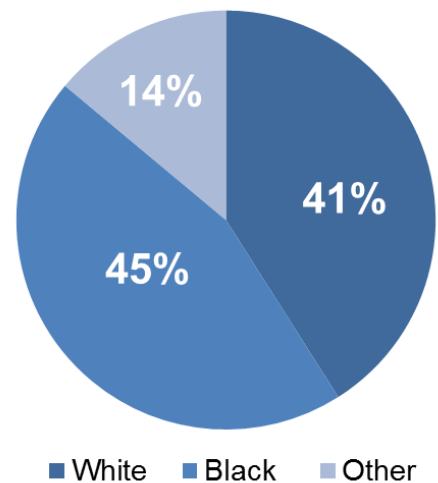
In 2014, 59% of Medicaid recipients were female, and 41% were male. Likewise, 45% identified as “Black,” 41% as “White,” and 14% as “Other.”

MEMBERS BY PLAN TYPE

From 2013 to 2014, **nearly 45,000 additional members** joined a managed care plan.

Fee-for-service participants represent only 43% of enrollees, meaning that **57% of Medicaid enrollees are associated with a managed care plan**. As quality assessment and performance improvement continue to be addressed for these patients through South Carolina’s value-based purchasing strategy, overall quality of care for South Carolina’s Medicaid recipients may increase.

Members by Race in 2014



Members by Plan Type

