

Medicaid Enrollment in South Carolina 2016

MEMBERS*

On a monthly basis, more than 1.2 million South Carolinians are enrolled in Medicaid.

About one out of every four South Carolina citizens is enrolled in Medicaid.

More than 1 million South Carolinians were covered for full Medicaid benefits in 2016. Nearly 197,000 were covered under limited benefits.

The largest full benefit eligibility category in 2016 was Children (50%), followed by Other Adults (28%), Disabled Adults (15%), and Elderly (7%).

From 2015 to 2016, Medicaid enrollment increased in almost all counties of the state.

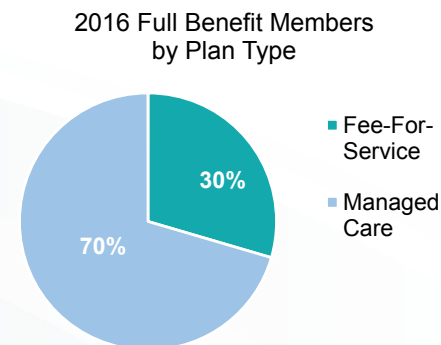
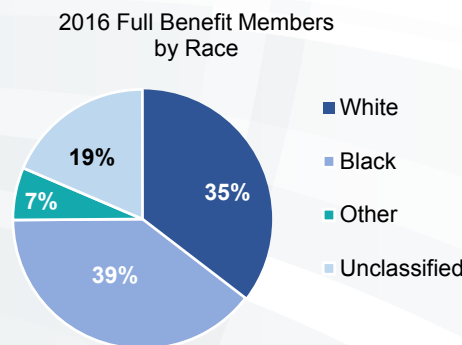
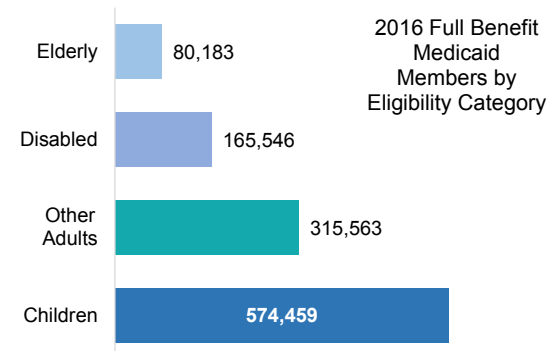
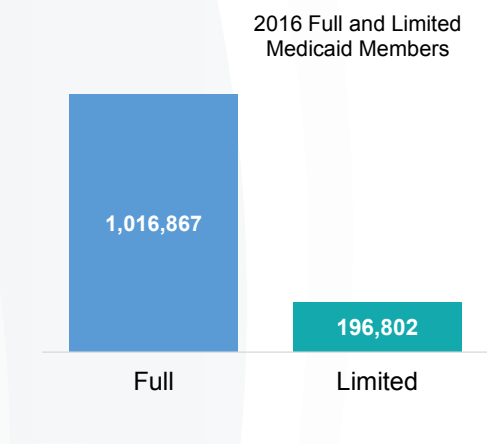
In 2016, 60% of Medicaid enrollees were female, and 40% were male. By race, 39% identified as Black, 35% as White, 7% as Other, and 19% as Unclassified.

MEMBERS BY PLAN TYPE

Fee-for-service enrollees represented 30% of those with full benefits, meaning that 70% of Medicaid full benefit enrollees received their medical care from providers within managed care plans.

* NOTES:

In order to eliminate duplication across member categories, a 2016 monthly snapshot was selected as the data collection time period. Data for 2016 are still preliminary. Therefore, data for previous years are not presented for comparison. Based on managed care enrollment patterns and transition to dual eligible managed care plans, the state fiscal year managed care enrollment for full benefit members will vary monthly from a low of 69% to a high of 73%.



Full vs. Limited Benefits?

Individuals who are eligible for all services covered by the SC Medicaid Program are full benefit Medicaid members.

- Certain categories of eligibility have limited Medicaid Benefits, meaning those individuals are not eligible for all services covered by SC Medicaid. Examples include women who have family planning-only coverage or members who receive emergency services only.