

QUICK FACTS SOUTH CAROLINA'S UNINSURED

Uninsured data do not account for the 170,948[†] South Carolinians enrolled in the Federal Marketplace.

Total Number Uninsured

	SC	US
Total (0 to 64)	755,871	45,247,645
Adults (19 to 64)	660,728	39,277,841
Children (0 to 18)	95,143	5,969,804

Sources of Coverage

	SC	US
Uninsured	19.1%	16.9%
Employer-based	53.5%	57.3%
Public programs	22.6%	20.8%
Individually Purchased	8.0%	8.9%

Note: Numbers may total to more than 100% as individuals may have more than one source of coverage.

Unless otherwise specified, SC data are for civilian, non institutionalized citizens, ages 0-64. Source: MPR analysis of 2013 3-Years PUMS data set.

South Carolina's Uninsured by Citizenship Status



Uninsured SC Citizens


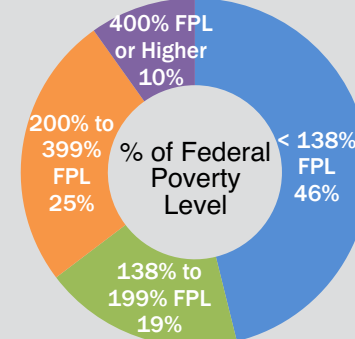
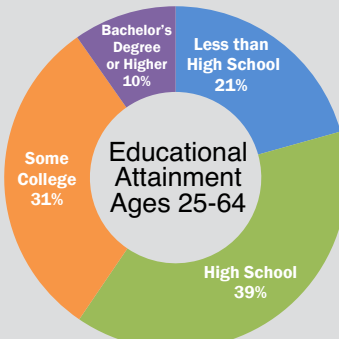
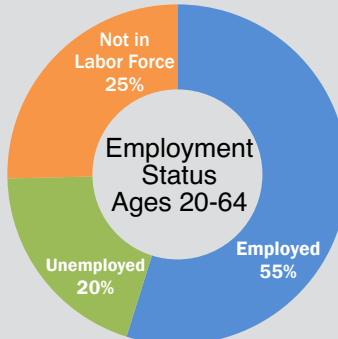
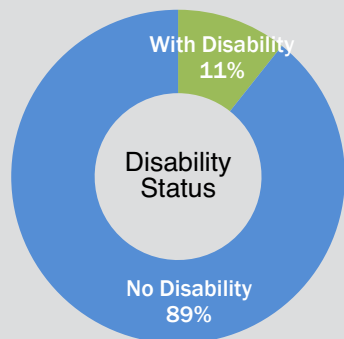
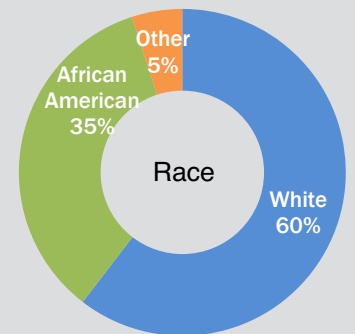
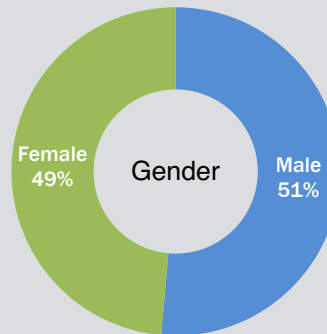
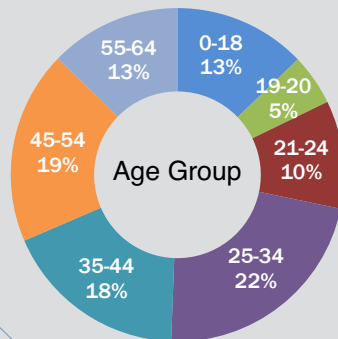
Total	675,524
Adults (19 to 64)	588,812
Children (0 to 18)	86,712

SOUTH CAROLINA CONTEXT

Total Population (Ages 0-64)	3,953,554
SC Unemployment Rate (Ages 20 to 64)	10.2%

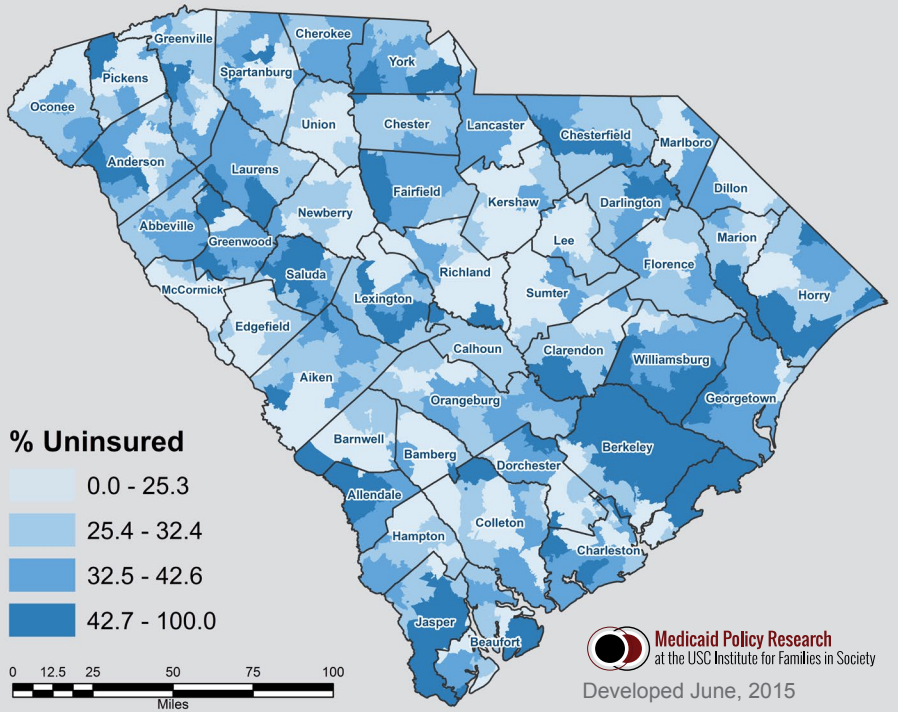
[†] kff.org, Total Marketplace Enrollment and Financial Assistance, accessed June 18, 2015

WHO ARE THE UNINSURED?


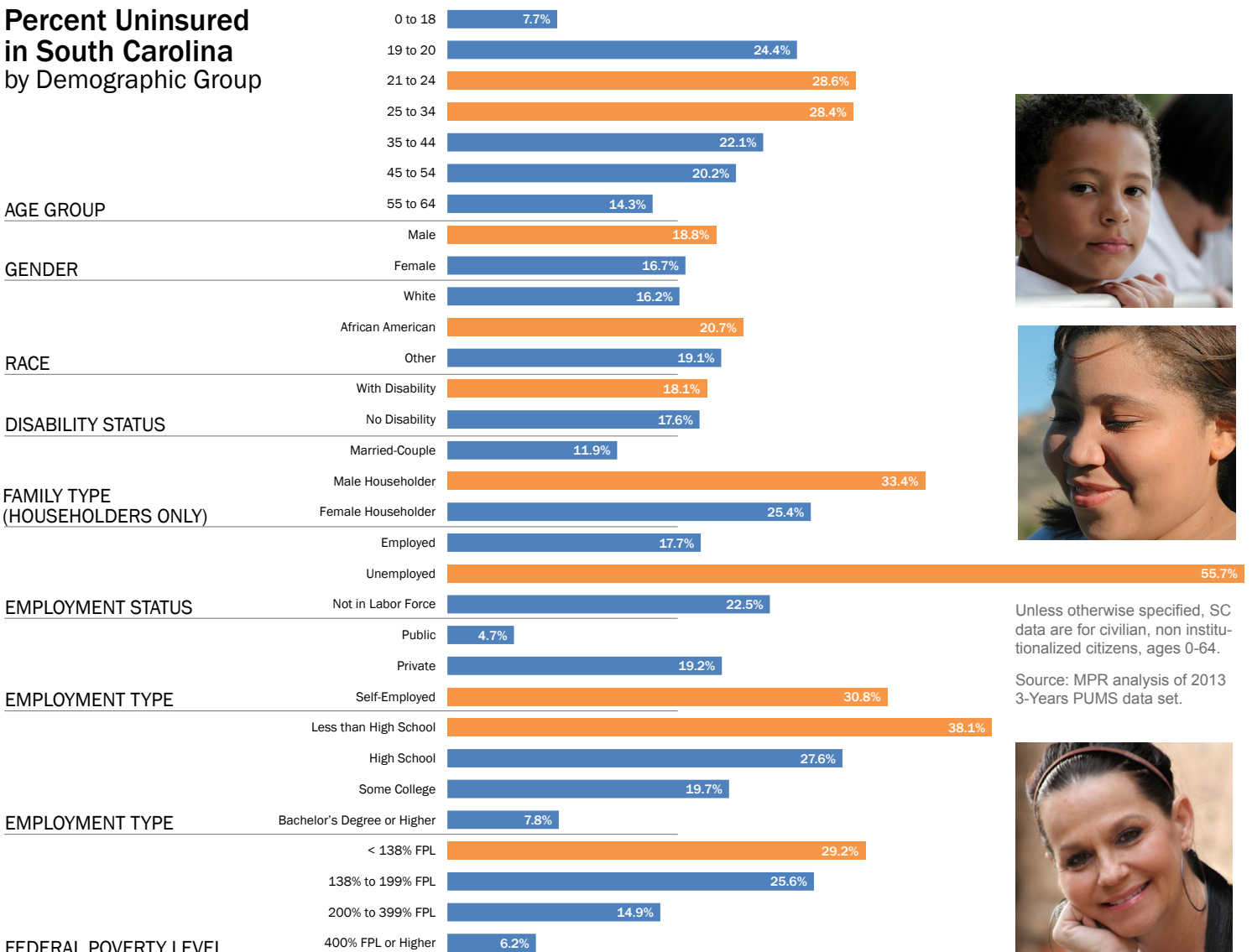


QUICK FACTS SOUTH CAROLINA'S UNINSURED

Percent of Uninsured Citizens
Below 138% of the Federal
Poverty Level (FPL)
N = 309,359



Percent Uninsured in South Carolina by Demographic Group



Unless otherwise specified, SC data are for civilian, non institutionalized citizens, ages 0-64.

Source: MPR analysis of 2013 3-Years PUMS data set.

