

# SOUTH CAROLINA'S UNINSURED: QUICK FACTS

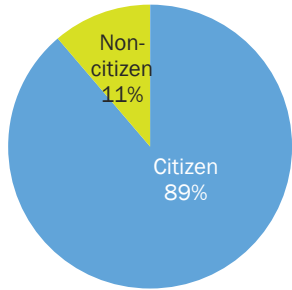
## Total Number Uninsured

	SC	US
Total (0 to 64)	776,546	45,940,797
Adults (19 to 64)	670,446	39,705,404
Children (0 to 18)	106,100	6,235,393

## Sources of Coverage

	SC	US
Uninsured	19.7%	17.3%
Employer-based	53.4%	57.5%
Public programs	22.0%	20.3%
Individually Purchased	8.2%	9.0%

Note: Numbers may total to more than 100% as individuals may have more than one source of coverage.



South Carolina's Uninsured by Citizenship Status

## Uninsured SC Citizens

Total	689,186
Adults (19 to 64)	592,881
Children (0 to 18)	96,305

## SOUTH CAROLINA CONTEXT

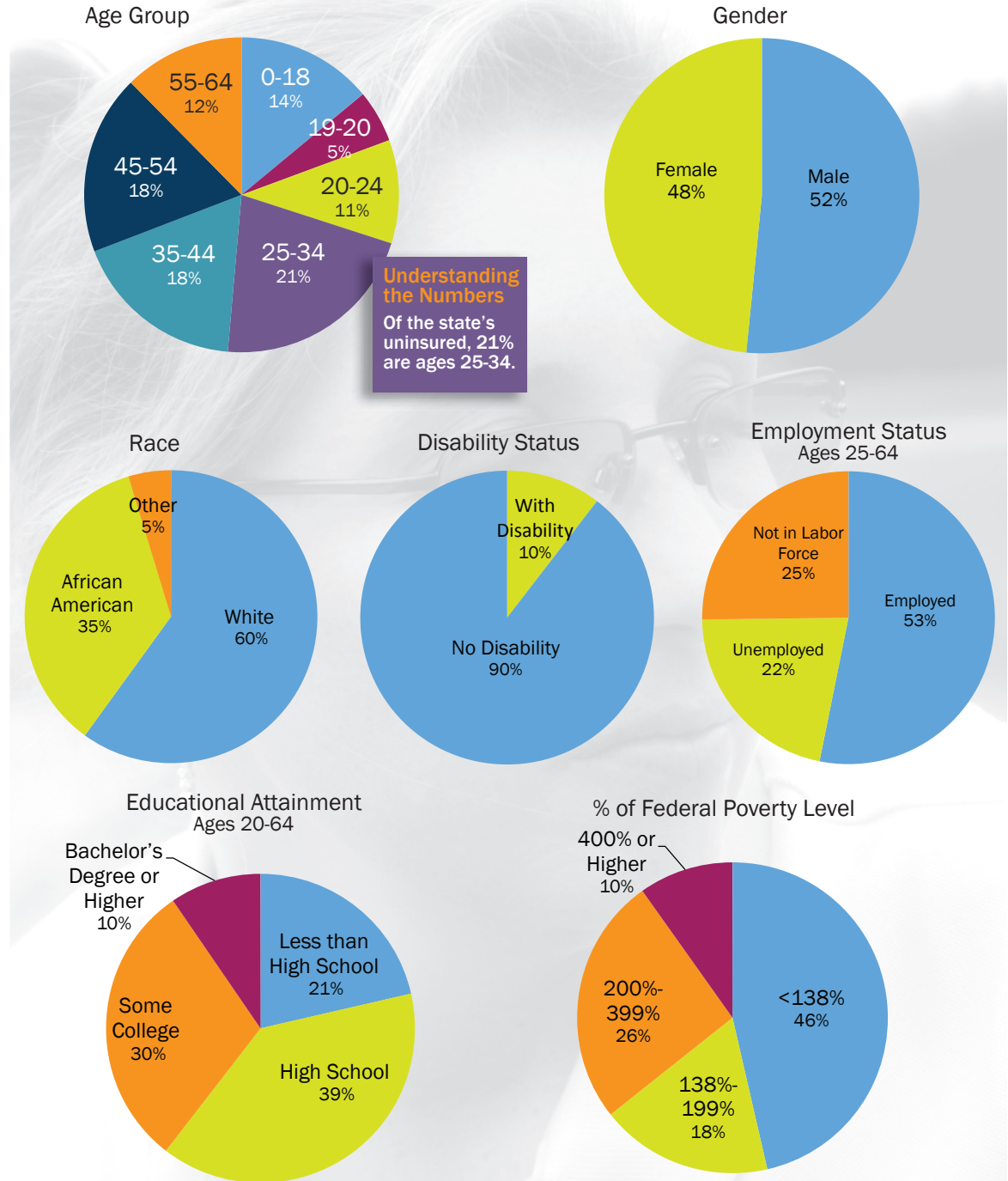
Total Population (Ages 0-64)	3,933,970
SC Unemployment Rate (Ages 20 to 64)	11.2%

Unless otherwise specified, South Carolina data are for civilian, non institutionalized citizens, ages 0-64.

Source: MPR analysis of 2012 3-Years PUMS data set.

Developed June, 2014

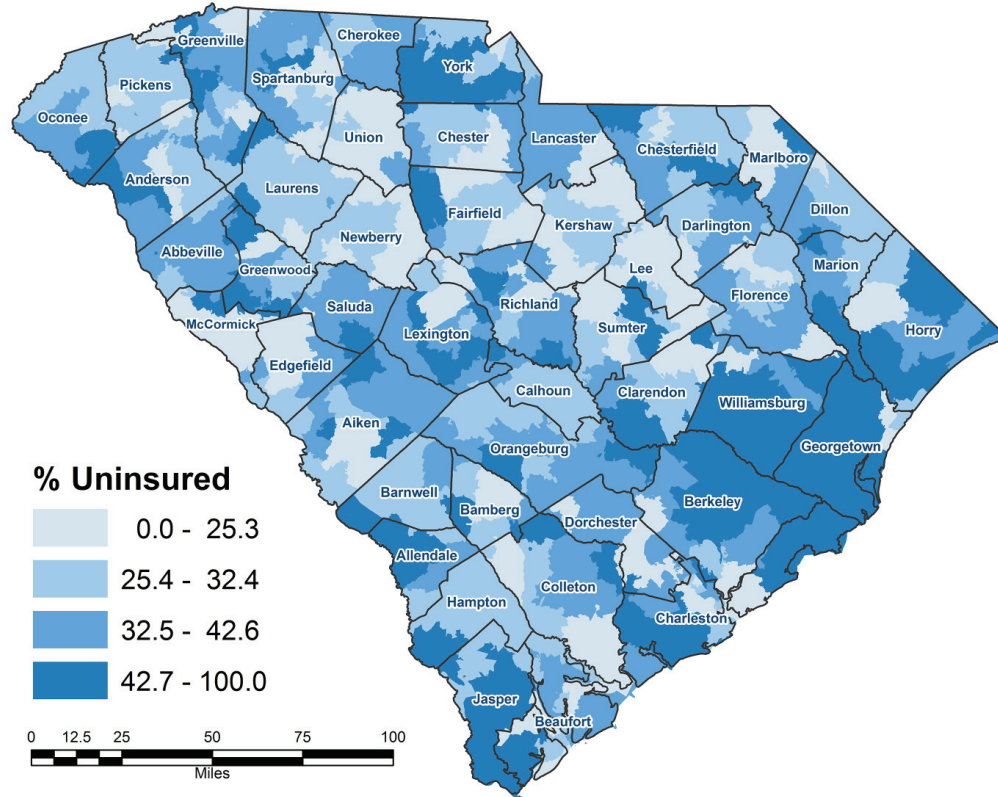
## WHO ARE THE UNINSURED?



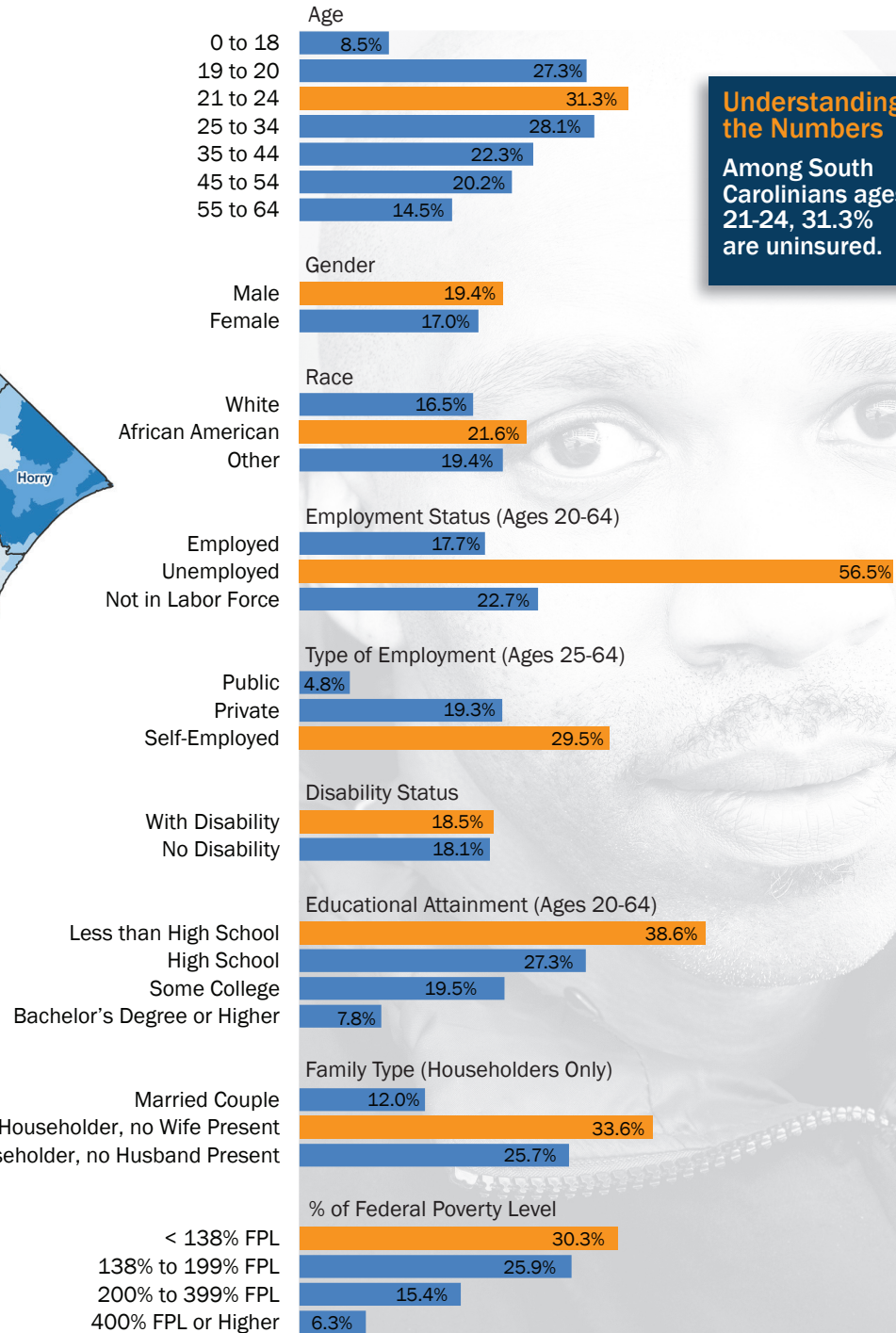
# SOUTH CAROLINA'S UNINSURED: QUICK FACTS

## Percent of Uninsured Citizens Below 138% of the Federal Poverty Level (FPL)

N = 317,176



## Percent Uninsured in South Carolina by Demographic Group



**Understanding the Numbers**  
Among South Carolinians ages 21-24, 31.3% are uninsured.

Unless otherwise specified, South Carolina data are for civilian, non institutionalized citizens, ages 0-64.

Source: MPR analysis of 2012 3-Years PUMS data set.

Developed June, 2014